

Advance Community College (4016)

2020 RTO Performance Summary Report

This report details the **2020** results of the *Student Satisfaction Survey* and from the *Employer Satisfaction Survey*, as well as results from previous years of the surveys (where available). The below overview presents the key Performance Measures across **Student experience**, **Student outcomes**, and **Employer feedback**.

Student Satisfaction Survey

- In 2020, over 66,700 Victorian students across more than 320 Registered Training Organisations (RTOs) participated in the survey. The state-level response rate for Victoria was 42.0%
- In 2020, around 38,500 respondents had completed their training (completers) and around 28,100 left training without completing (early leavers).
- A total of 87 students from Advance Community College (4016) participated in the 2020 Student Satisfaction Survey. This is a response rate of 45.8%.
- In 2020, 69 respondents were completers and 18 were early leavers.

Employer Satisfaction Survey

- In 2020, over 11,300 employers of apprentice(s) and trainee(s), took part in the survey. The state-level response rate for Victoria was 40.4%
- A total of 26 employers of apprentice(s) and/or trainee(s) who either completed their training or were still in training at Advance Community College (4016) participated in the 2020 Employer Satisfaction Survey. This is a response rate of 54.2%.

Performance measures

This table provides an overview of the 11 performance measures and is followed by a detailed analysis of these results.

	Advance Community College			2020 average
	2020	2019	Trend	Victoria
Student experience				
Proportion of VET students who were satisfied with training provided by Advance Community College	89.4% ▼	93.8%		77.8%
Proportion of VET students who reported a positive perception of teaching	83.9% ▼	87.7%		68.3%
Proportion of VET students who reported a positive perception of the assessment process	80.5% ▼	87.7%		69.8%
Proportion of VET students who were satisfied with generic skills and learning experiences	67.8% ▲	54.5%		45.8%
Student outcomes				
Proportion of VET students who achieved their main reason for training	87.2% ▲	86.4%		73.1%
Proportion of VET students with an improved employment status after training	47.6% ▼	51.8%		48.5%
Proportion of VET students who went on to further study at a higher level than their completed training	9.8% ▲	7.1%		16.7%
Proportion of VET students who would recommend Advance Community College	87.2% ▼	90.6%		76.4%
Employer feedback				
Proportion of employers who were satisfied with training provided by Advance Community College	96.0% ▲	94.1%		79.1%
Proportion of employers who would recommend Advance Community College	92.0% ▼	100.0%		76.1%
Proportion of employers who reported improvement in the generic skills of their apprentices and trainees	%	70.6%		%

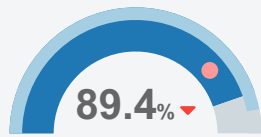
▲ Higher than previous year ▼ Lower than previous year

Student experience summary

Legend

Advance Community College ■ 2020 ■ 2019 ● 2020 Victorian average ▲ Higher than previous year ▼ Lower than previous year

Proportion of VET students who were **satisfied with training** provided by Advance Community College

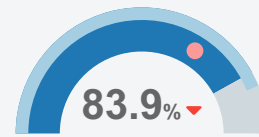


2020 n = 85

This measure is based on the proportion of students who reported that they were "Very satisfied" or "Satisfied" with training provided by the RTO, exclusive of missing items and 'not applicable' responses.

	2018	2019	2020
Overall, how satisfied are you with your training?	77.8	93.8 ▲	89.4 ▼

Proportion of VET students who reported a **positive perception of teaching**

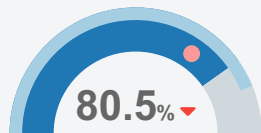


2020 n = 87

This measure is based on the proportion of students who reported that they were "Very satisfied" or "Satisfied" with **all** three components of the question, exclusive of missing items and "Not applicable" responses.

	2018	2019	2020
Clearly taught the subject	81.5	92.3 ▲	90.8 ▼
Understood your learning needs	84.6	95.4 ▲	89.5 ▼
Had current industry experience	96.0	90.6 ▼	88.0 ▼

Proportion of VET students who reported a **positive perception of the assessment process**

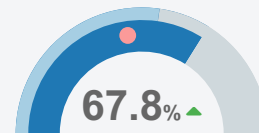


2020 n = 87

This measure is based on the proportion of students who reported that they were "Very satisfied" or "Satisfied" with **all** three components of the question, exclusive of missing items and "Not applicable" responses.

	2018	2019	2020
Clearly outlined to you	88.5	93.8 ▲	86.2 ▼
Appropriate for your studies	85.2	89.2 ▲	83.9 ▼
Carried out as outlined to you	80.8	90.8 ▲	82.8 ▼

Proportion of VET students who were satisfied with **generic skills and learning experiences**



2020 n = 87

This measure is based on the proportion of students who reported that they were "Very satisfied" or "Satisfied" with **all** six components of the question, exclusive of missing items and "Not applicable" responses.

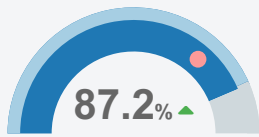
	2018	2019	2020
English writing skills	60.0	83.1 ▲	80.2 ▼
Numerical skills	61.1	65.5 ▲	80.0 ▲
Problem solving skills	73.1	83.6 ▲	86.0 ▲
Team working skills	79.2	80.3 ▲	86.7 ▲
Self-confidence	77.8	87.5 ▲	84.9 ▼
Job prospects*	77.8	84.6 ▲	80.2 ▼

Student outcomes summary

Legend

Advance Community College ■ 2020 ■ 2019 ● 2020 Victorian average ▲ Higher than previous year ▼ Lower than previous year

Proportion of VET students who **achieved their main reason for training**

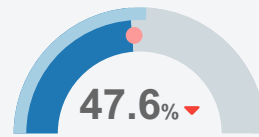


2020 n = 86

This measure is based on the proportion of students who reported they “Strongly Agree” or “Agree” that they achieved their main reason for undertaking training.

	2018	2019	2020
You achieved your main reason for doing the course	72.4	86.4 ▲	87.2 ▲

Proportion of VET students with an **improved employment status after training**



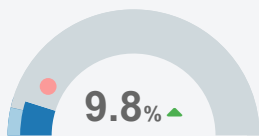
2020 n = 63

This measure is based on student responses to seven questions. Students had an “improved employment status after training” if they were employed before training and afterwards had greater responsibility, a promotion, started a new role, earned more, worked more hours, gained extra skills, completed an apprenticeship/traineeship or set up a business. For those that were unemployed, they had “improved employment status” if they got a job or set up a business.

The response options for this measure were simplified in the 2020 Student Satisfaction Survey. To allow time-series analysis, the historical data have been revised to be consistent with the 2020 methodology. Consequently, the numbers for 2018 and 2019 are different to the ones reported last year.

	2018	2019	2020
Proportion of VET students with an improved employment status after training	60.0	51.8 ▼	47.6 ▼

Proportion of VET students who went on to **further study at a higher level** than their completed training

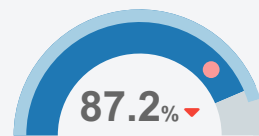


2020 n = 82

Students who commenced another course or further study were asked about the level of the new course. This measure is based on the proportion of students who reported that they were going onto further study at a higher level than the course recorded in their administrative data.

	2018	2019	2020
Proportion of VET students who went on to further study at a higher level than their completed training	4.0	7.1 ▲	9.8 ▲

Proportion of VET students who would **recommend** Advance Community College



2020 n = 86

This measure is based on the proportion of students who reported that they were “Very likely” or “Likely” to recommend the RTO to other students.

	2018	2019	2020
How likely would you be to recommend this training organisation to other students?	80.8	90.6 ▲	87.2 ▼

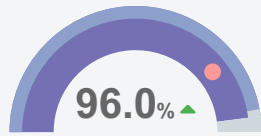
Employer feedback summary

Results from the *Employer Satisfaction Survey* will only be shown where there are five or more employers of apprentices or trainees who responded to the survey.

Legend

Advance Community College ■ 2020 ■ 2019 ● 2020 Victorian average ▲ Higher than previous year ▼ Lower than previous year

Proportion of employers who were **satisfied with training** provided by Advance Community College

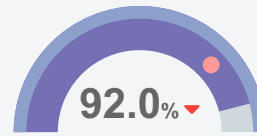


2020 n = 25

This measure is based on the proportion of employers of apprentices and trainees who reported that they were “Very satisfied” or “Satisfied” with training provided by the RTO, exclusive of missing items.

	2018	2019	2020
Overall satisfaction	84.0	94.1 ▲	96.0 ▲

Proportion of employers who would **recommend** Advance Community College



2020 n = 25

This measure is based on the proportion of employers of apprentices and trainees who reported that they were “Very likely” or “Likely” to recommend the RTO to other employers, exclusive of missing items.

	2018	2019	2020
Likely to recommend	92.0	100.0 ▲	92.0 ▼

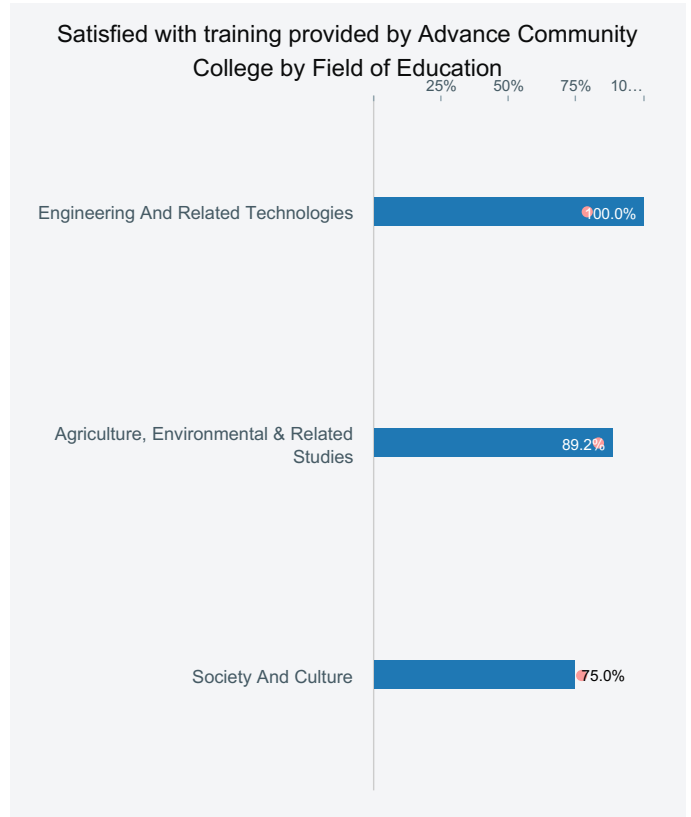
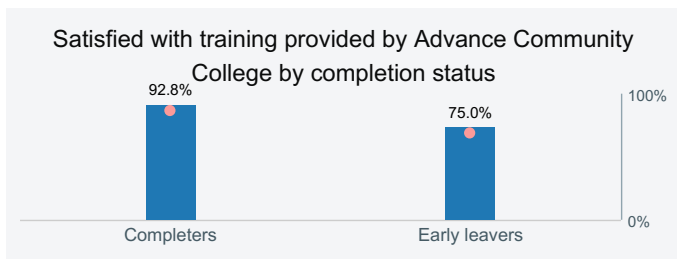
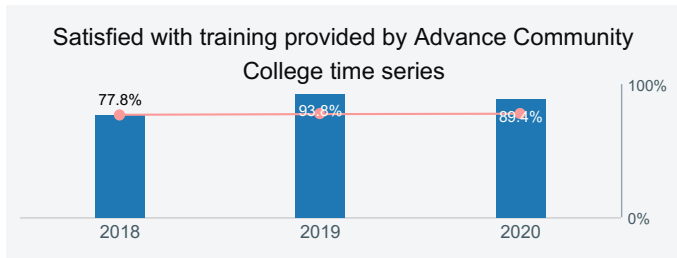
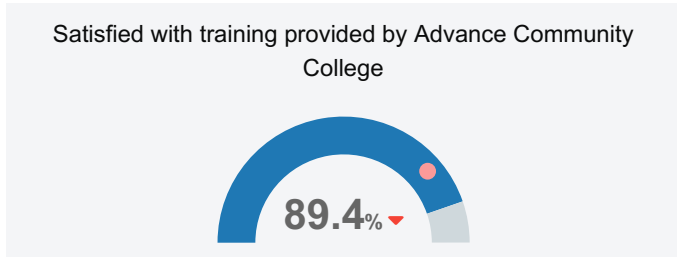
Proportion of employers who reported improvement in the **generic skills** of their apprentices and trainees

Not available in 2020

Student experience

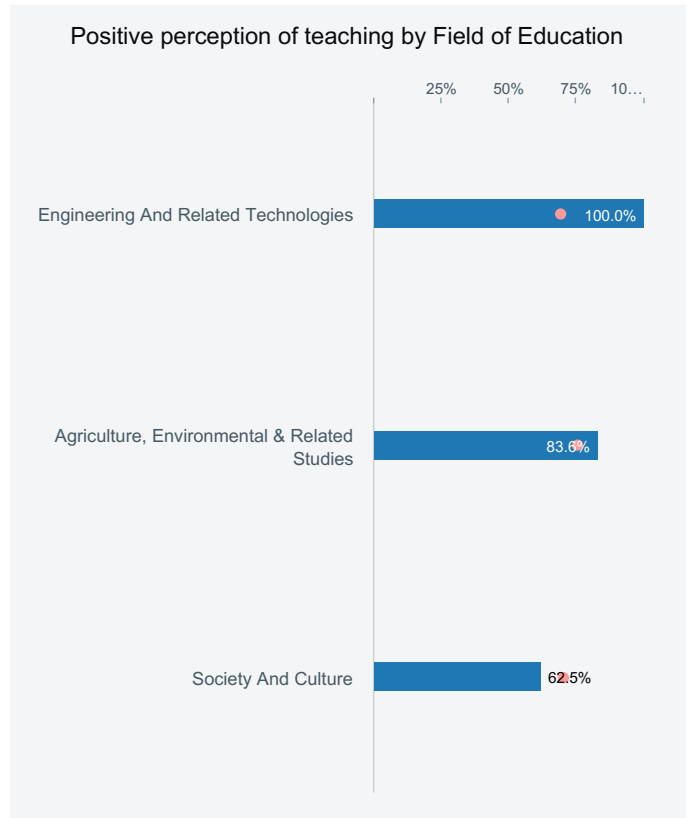
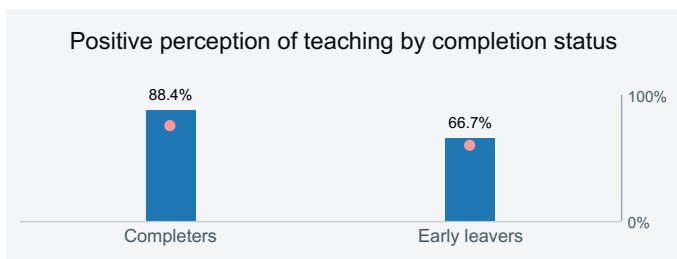
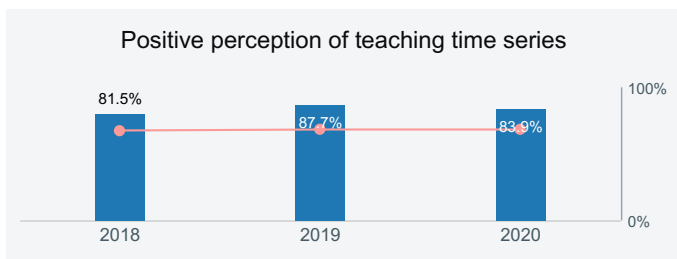
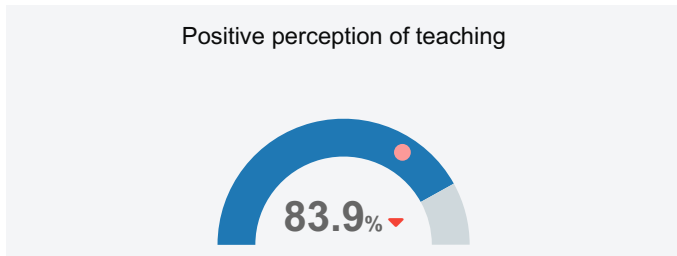
Proportion of VET students who were satisfied with training provided by Advance Community College

Advance Community College ■ 2020 ● 2020 Victorian average ▲ Higher than previous year ▼ Lower than previous year



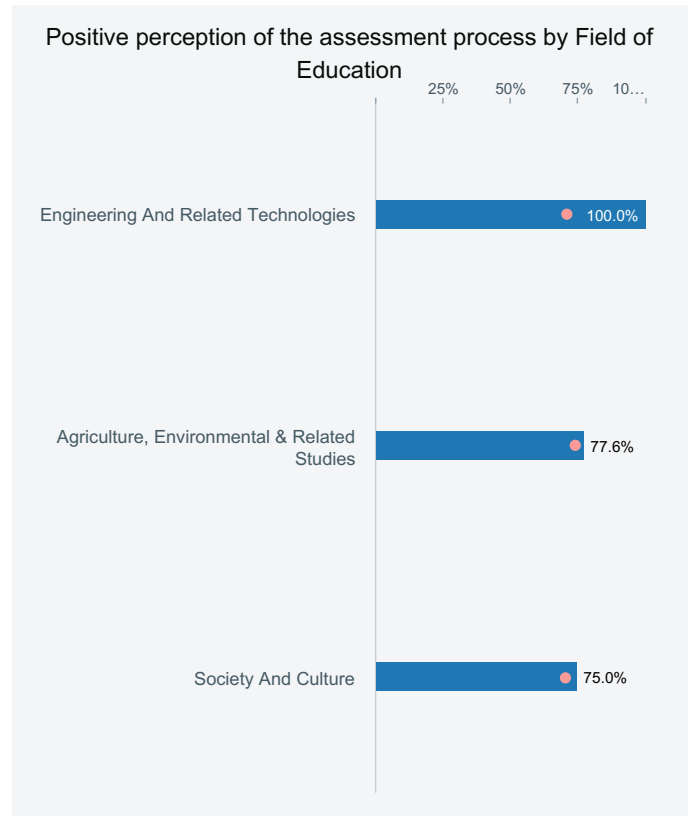
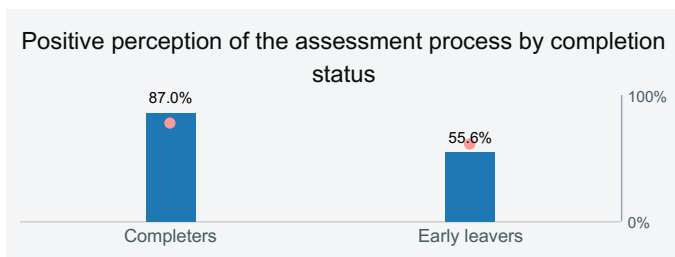
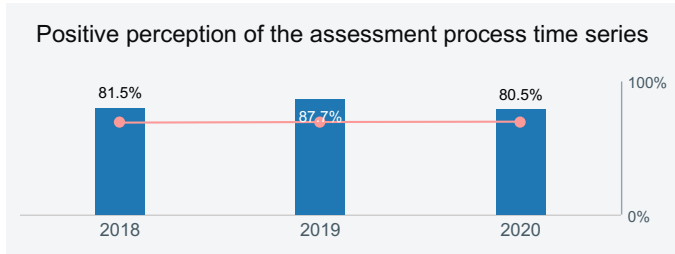
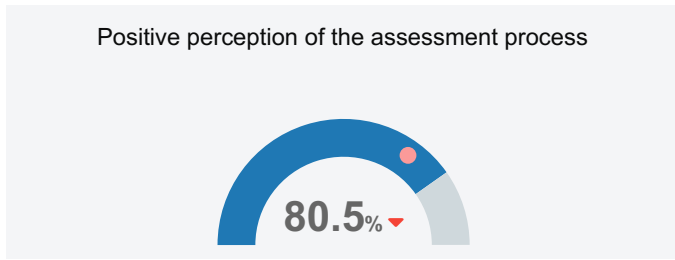
Proportion of VET students who reported a positive perception of teaching

Advance Community College ■ 2020 ● 2020 Victorian average ▲ Higher than previous year ▼ Lower than previous year



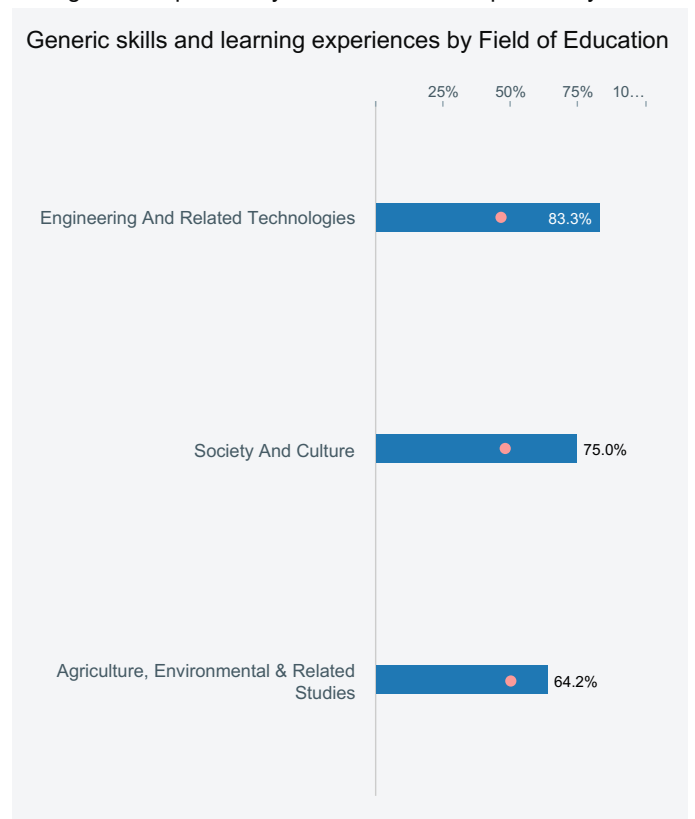
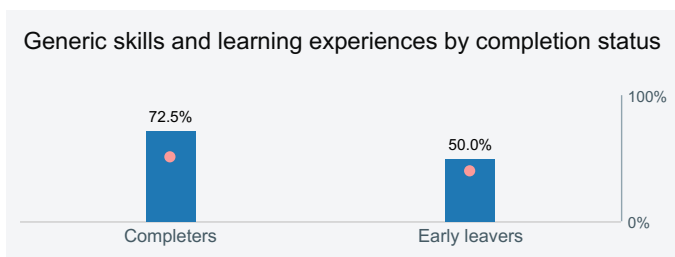
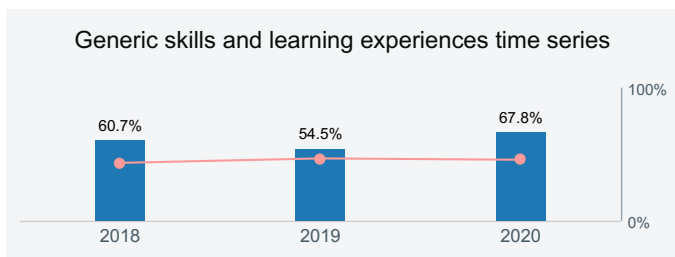
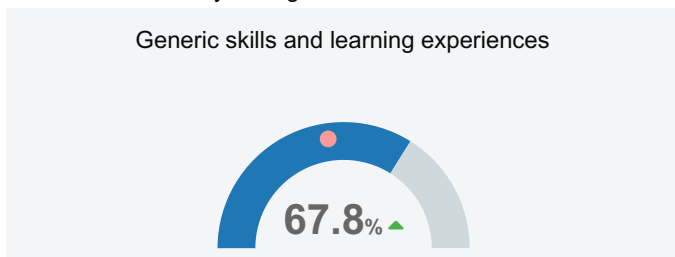
Proportion of VET students who reported a positive perception of the assessment process

Advance Community College ■ 2020 ● 2020 Victorian average ▲ Higher than previous year ▼ Lower than previous year



Proportion of VET students who were satisfied with generic skills and learning experiences

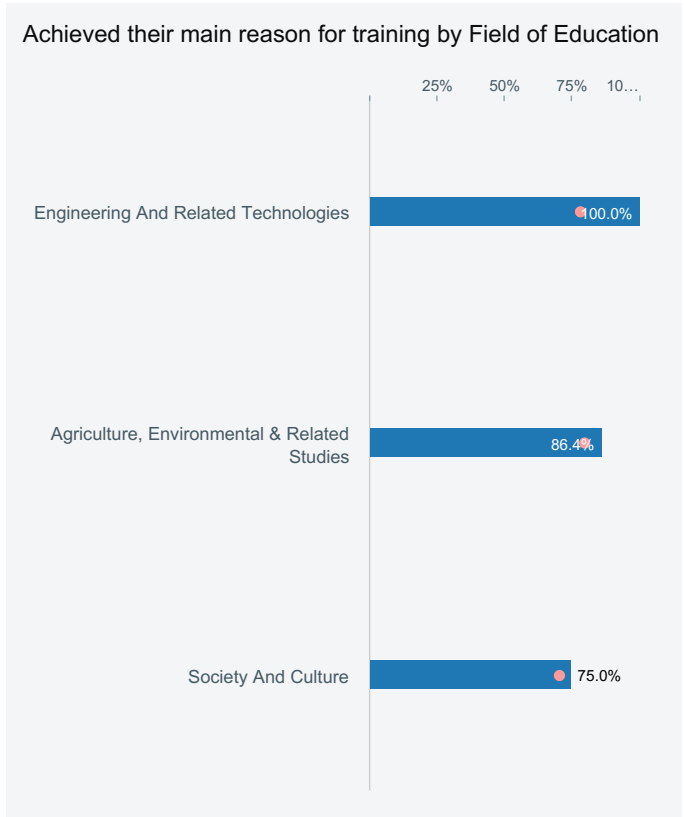
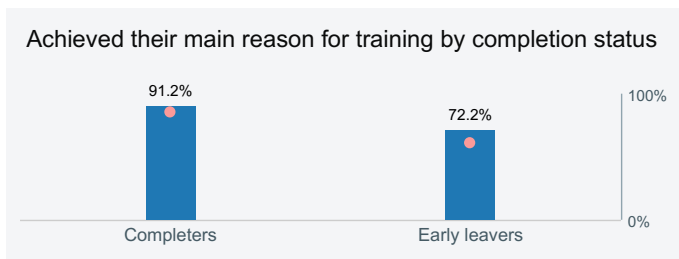
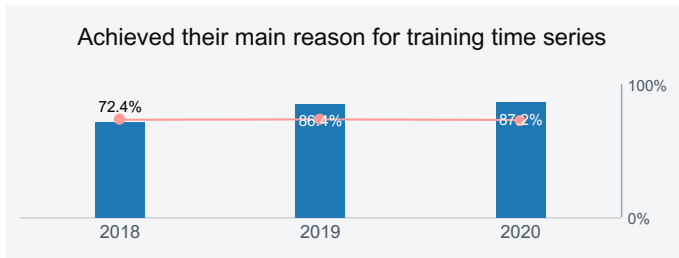
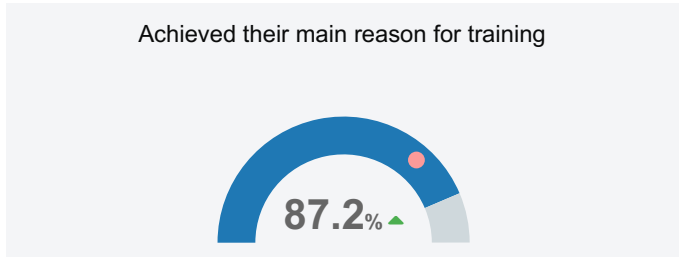
Advance Community College ■ 2020 ● 2020 Victorian average ▲ Higher than previous year ▼ Lower than previous year



Student outcomes

Proportion of VET students who achieved their main reason for training

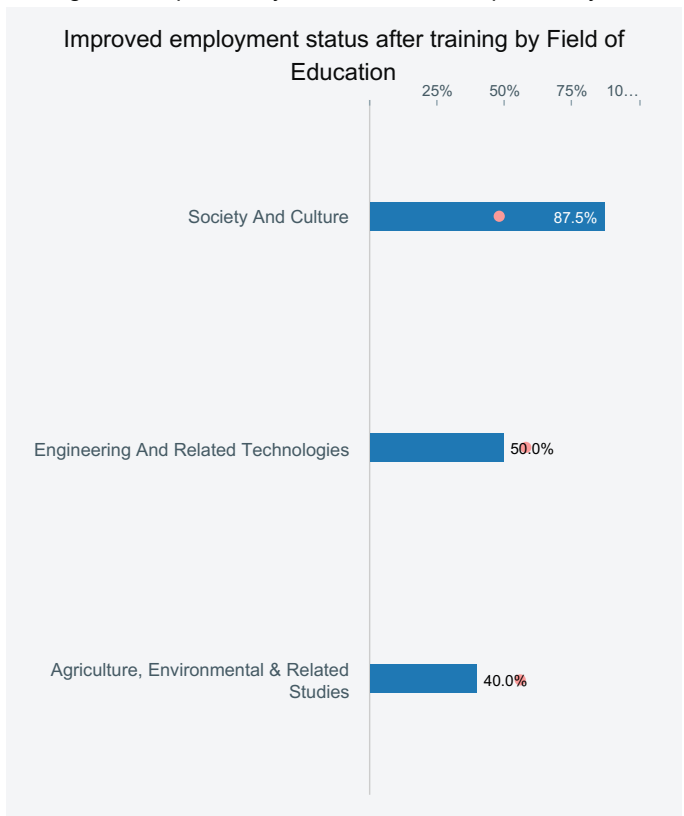
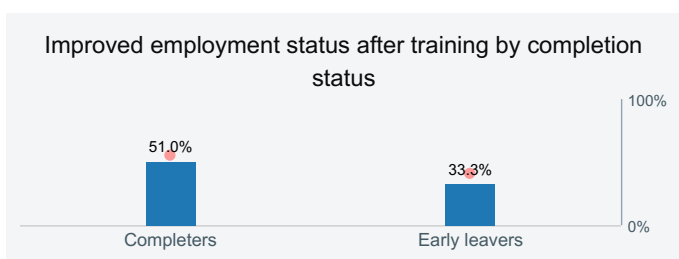
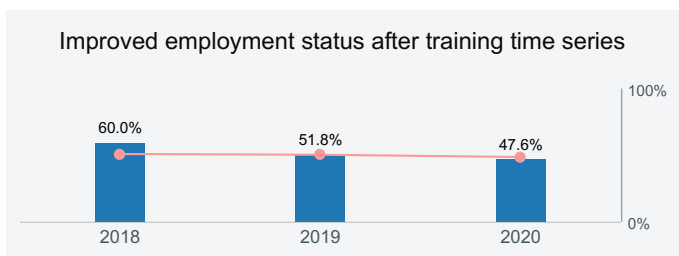
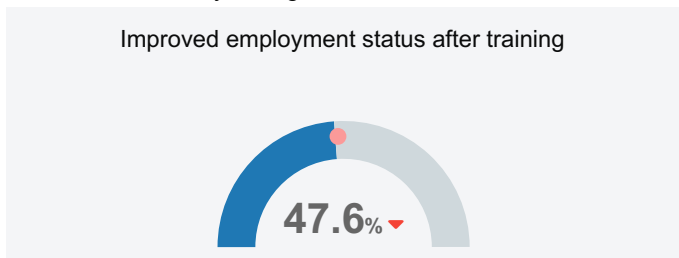
Advance Community College ■ 2020 ● 2020 Victorian average ▲ Higher than previous year ▼ Lower than previous year



Proportion of VET students with an improved employment status after training

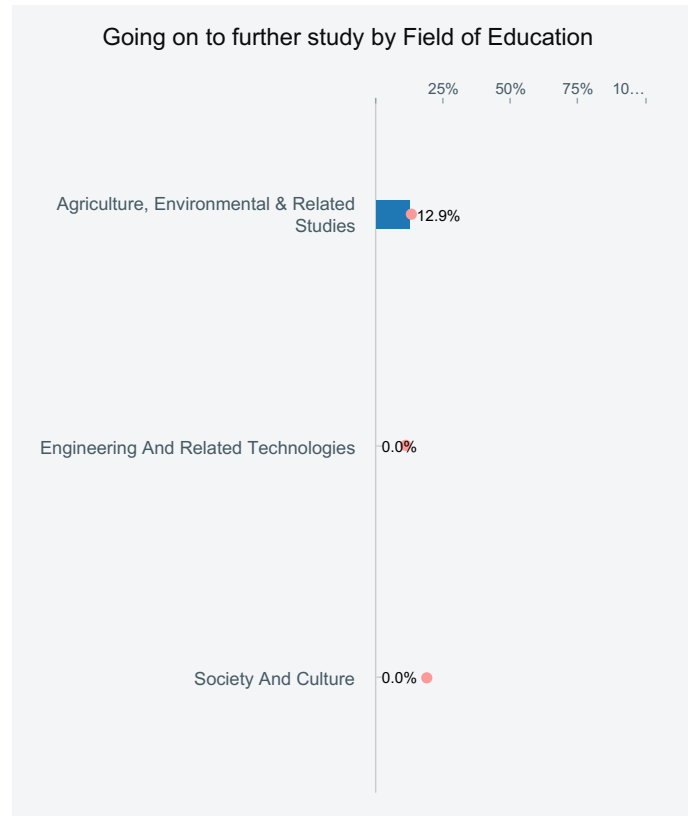
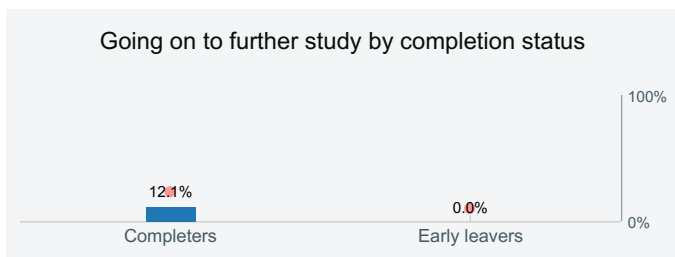
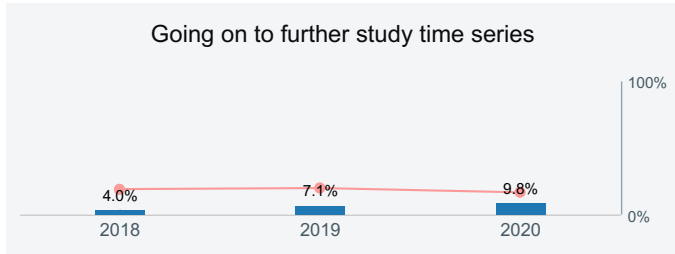
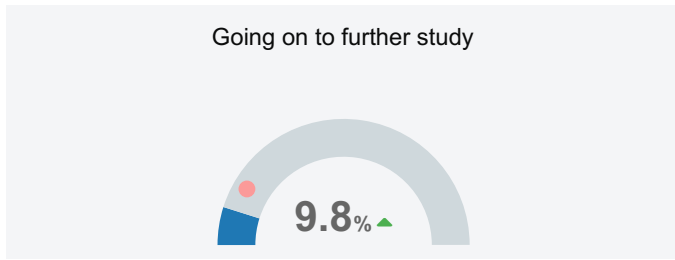
The response options for this measure were simplified in the 2020 Student Satisfaction Survey. To allow for comparison, the historical time-series have been revised to be consistent with the 2020 methodology. Consequently, the numbers for 2018 and 2019 are different to the ones reported last year.

Advance Community College ■ 2020 ● 2020 Victorian average ▲ Higher than previous year ▼ Lower than previous year



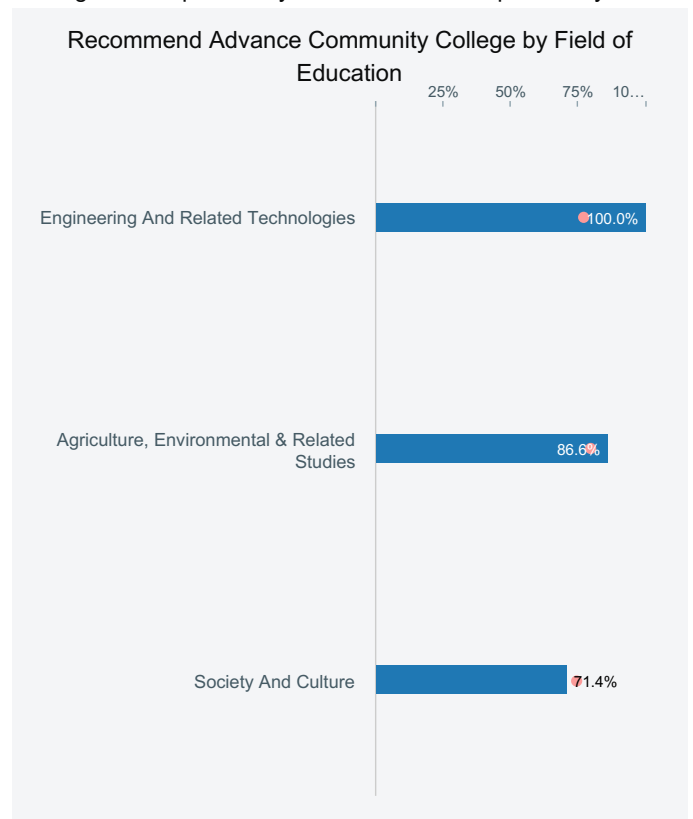
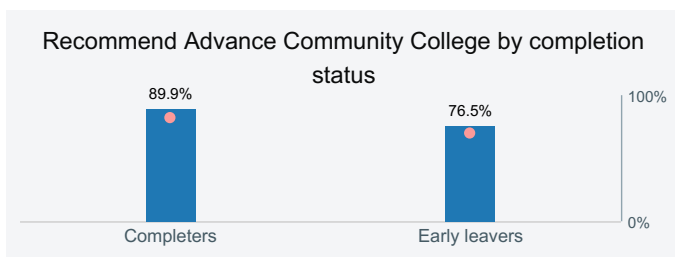
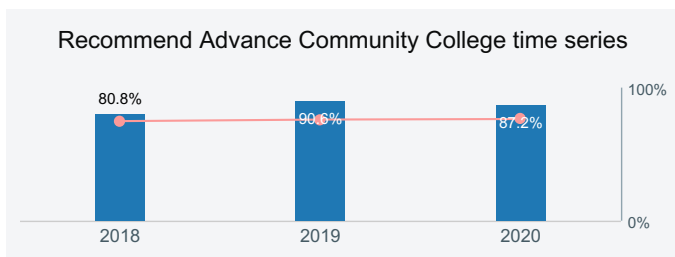
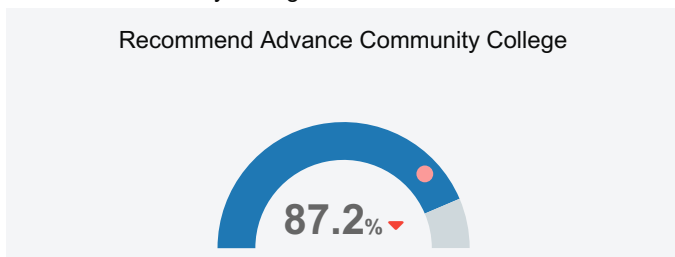
Proportion of VET students who went on to further study at a higher level than their completed training

Advance Community College ■ 2020 ● 2020 Victorian average ▲ Higher than previous year ▼ Lower than previous year



Proportion of VET students who would recommend Advance Community College

Advance Community College ■ 2020 ● 2020 Victorian average ▲ Higher than previous year ▼ Lower than previous year



Employer feedback

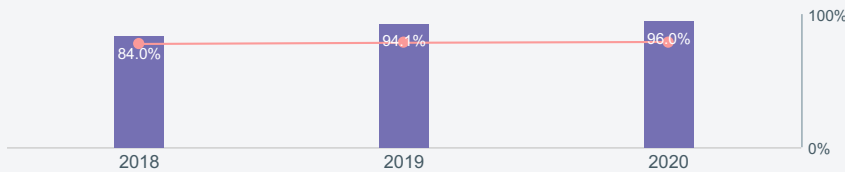
Proportion of employers who were satisfied with training provided by Advance Community College

Advance Community College 2020 2020 Victorian average Higher than previous year Lower than previous year

Satisfied with training provided by Advance Community College



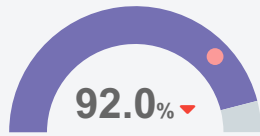
Satisfied with training provided by Advance Community College time series



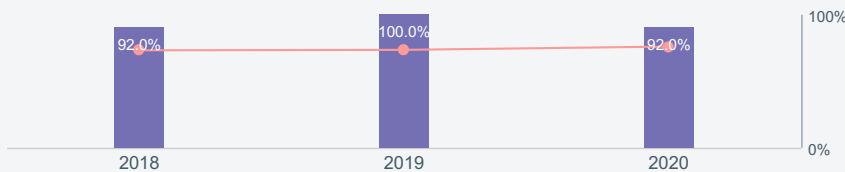
Proportion of employers who would recommend Advance Community College

Advance Community College 2020 2020 Victorian average Higher than previous year Lower than previous year

Would recommend Advance Community College



Would recommend Advance Community College time series



Proportion of employers who reported improvement in the generic skills of their apprentices and trainees

Due to changes in the specification of this measure in the 2020 survey, it cannot be constructed on a comparable basis to 2019 and 2018. As such, the measure and its underlying components are not presented for 2020.

Advance Community College 2020 2020 Victorian average Higher than previous year Lower than previous year

Improvement in generic skills

Not available in 2020

Improvement in generic skills time series

